

Measuring template for ladies and gentlemen

In order to find your own shoe size please read all the instructions before you start.

Instructions for putting together both halves

Please fold (or cut) the first half of the template exactly along the folding edge, which has been marked with 2 – behind - and flatten the edge several times. Now put this half with the edge along the drawn line at the edge 3 of the second half. We recommend bonding both halves together (e.g. with either glue or adhesive tape).

- 1 Please fold this paper now exactly along the line marked with 1 below the heel. Flatten this edge several times.
- 2 Now put the measuring template on a flat surface and with the folded edge flush to a straight wall.
- 3 Please now remove your shoes. The measurements should be taken with socks on.
- 4 Put your foot carefully and straight onto the template whereby the heel is slightly touching the wall.
- 5 Make sure that the weight is equally distributed between each foot during measuring.

Important: As soon as you notice that the template has slipped you must readjust it.

- 6 Now read your shoe size (directly above the longest toe).
On the left hand side are the British and on the right the German shoe sizes.
Order exactly the size you have just read because our measuring template already considers the space for rolling your foot off.
- 7 Now repeat the measuring with your second foot. If there is a difference between the lengths of both feet, the measurement of the larger foot will apply. If the length of the foot is between two sizes, you should always choose the larger shoe size.

To determine the length of the foot, just simply read the measurement. Do not draw round the contours with a pen, as this would result in wrong measurements.


Additional information

Check the centimetre measurements of the measuring template with a ruler, as they could become distorted during printing.


Should you have any questions with regard to taking measurements our service team will be pleased to be of assistance (Service hotline 018036 46 56 0, Mon – Fri 9 am – 9 pm, 9.3 cents/min.)

Folding edge ②

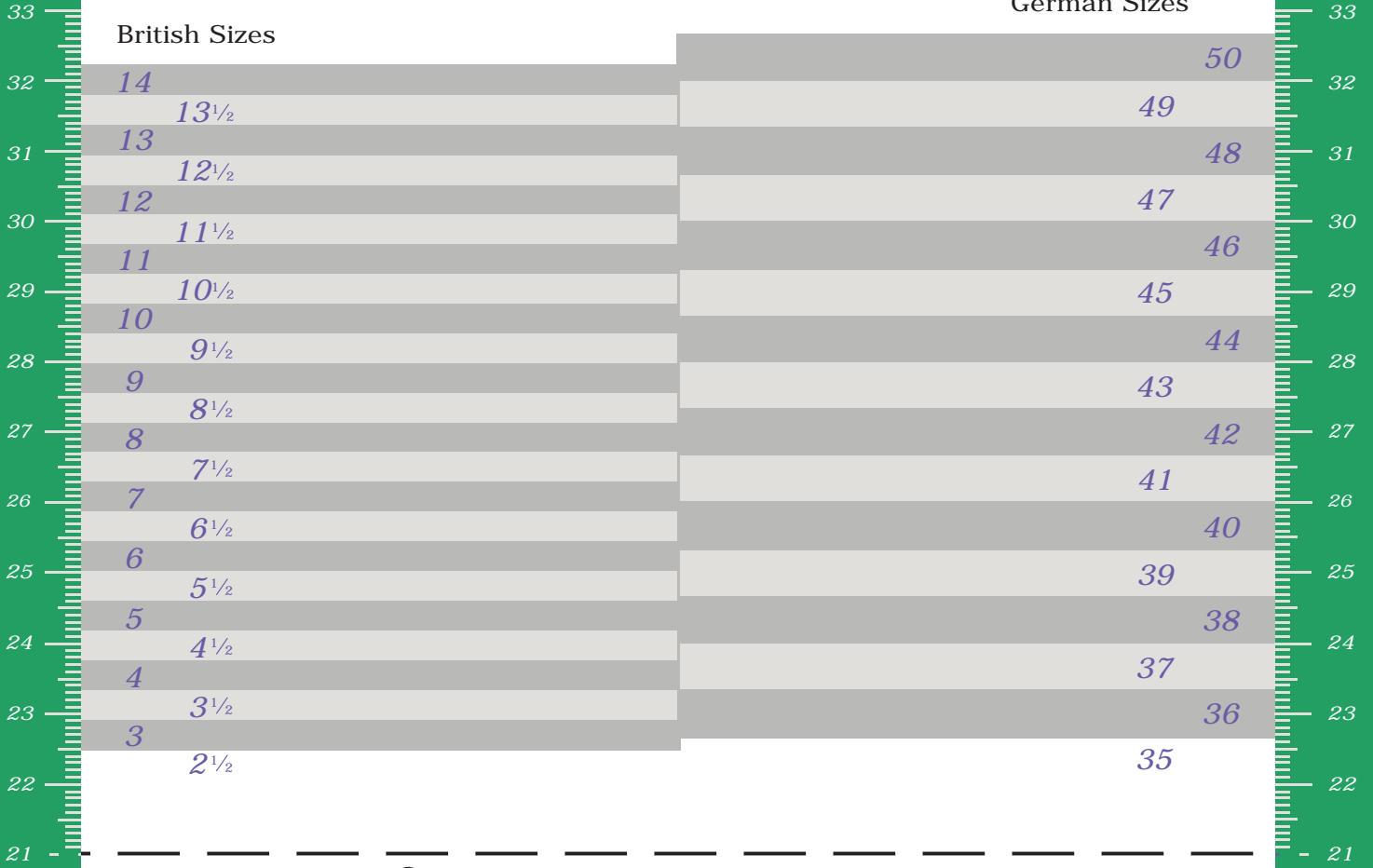
Measuring template for ladies and gentlemen



Folding edge ①



cm



Connecting edge ③